GUMEC HYDRAULIC DIVISION	Type/Tipo	Sect./Sez.	Ref./Rif.
	LHV-2	**16**	**.020**

Double effect overcenter valve
Valvola overcenter doppio effetto

Specifications / Specifiche

Fluid viscosity:	Viscosità Fluido :	ISO 3448
Filtration:	Classe di contaminazione:	ISO 4406
Fluid temperature:	Temperatura fluido:	-20°C +90°C
Ambient temperature:	Temperatura ambiente:	-20°C +50°C
Max. operating pressure:	Pressione di lavoro max :	350 Bar - Steel
Max. operating pressure:	Pressione di lavoro max :	275 Bar - Aluminium
Standard seals:	Guarnizioni standard:	NBR 70 Shore A

Hydraulic symbol / Simbolo idraulico

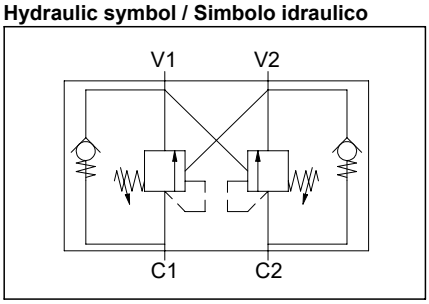

Dimensions / Dimensioni (mm)

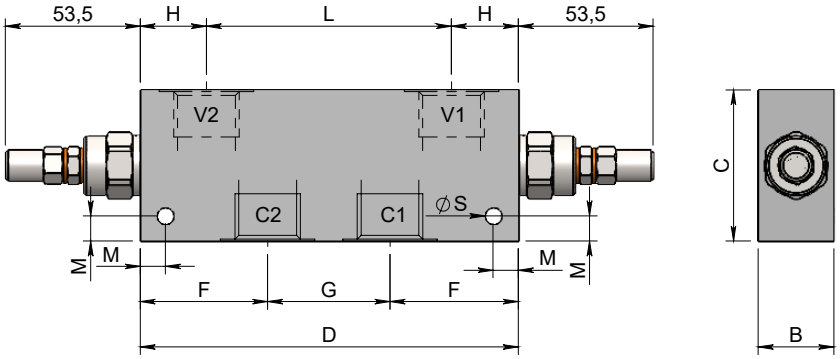

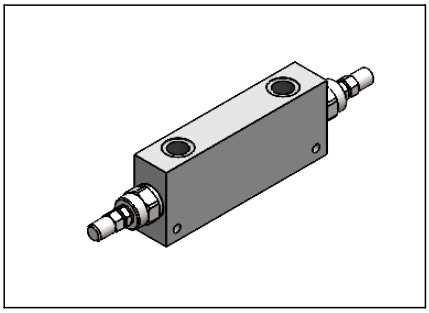

Performance / Prestazioni V to C

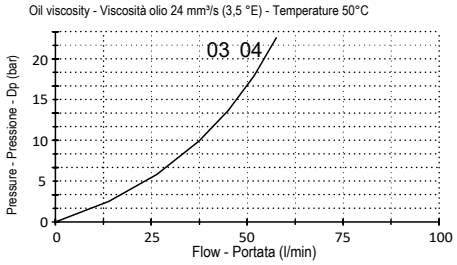

How to order / Come ordinare

16-A-00-C01-*-M--***

A = Std. see tab
B = 8:1
C = 11:1
Pilot ratio / Rapporto di pilotaggio

1 = Raw aluminium
3 = Zinc plated steel
Manifold material / Materiale collettore

M = Steel cap Std.
N = Tamper proof cap
Adjustment option / Opzione regolazione

	Setting range	Std setting	P increase bar/turn
X =	30-210	200	70 (bar)
Y =	60-350	300	120 (bar)

V-C Port size / Dimensione attacchi V-C: 03 = 3/8 BSPP, 04 = 1/2 BSPP

Standard code / Codice standard	Threads V-C	B	C	D	F	G	H	L	M	ØS	Weight/Peso Alloy (kg)	Weight/Peso Steel (kg)	Max. Flow Q max (l/min)	Pilot ratio Rapp. pil.
16A00C013M03Y	3/8	30	60	150	51	48	26	98	10	6.5	1.0	2.2	40	4.25 : 1
16A00C013M04Y	1/2	35	70	150	51	48	26	98	10	6.5	1.2	2.8	60	4.25 : 1

*On request versions: Please, contact our customer service.
*Versioni su richiesta: Per cortesia contattare il ns. servizio clienti.

© Gumec S.r.l. - www.gumec.com - Rev. - - 09/2023